ARMATURA ZIDU V OSI 1-2/A
Dz = 25 CM, kom : 1
M : 1 : 50

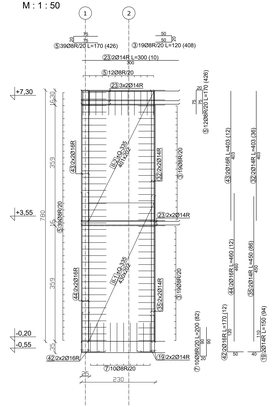

ARMATURA ZIDU V OSI 8 IN 13/ A-A'
Dz = 25 CM, kom : 1+1=2
M : 1 : 50

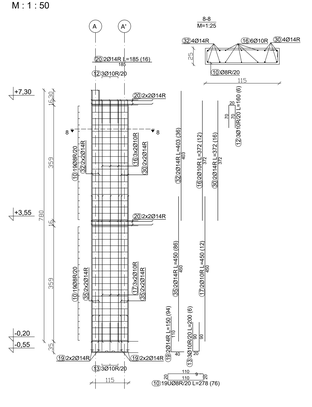

ARMATURA ZIDU V OSI 14-15/ AIN F
Dz = 25 CM, kom : 1+1=2
M : 1 : 50

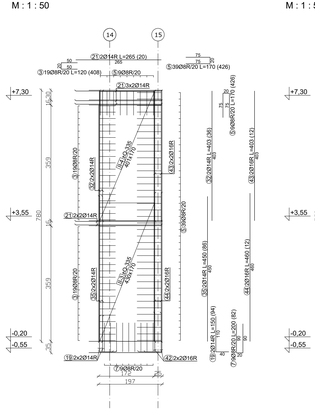

ARMATURA ZIDU V OSI 13-15/ C
Dz = 25 CM, kom : 1
M : 1 : 50

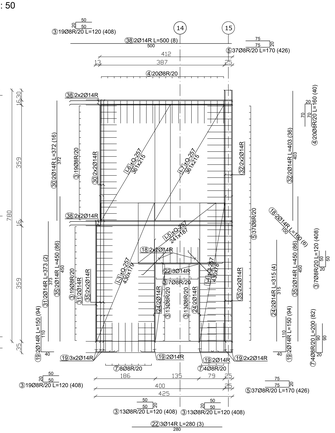

ARMATURA ZIDU V OSI 13-15/C'
Dz = 25 CM, kom : 1
M : 1 : 50

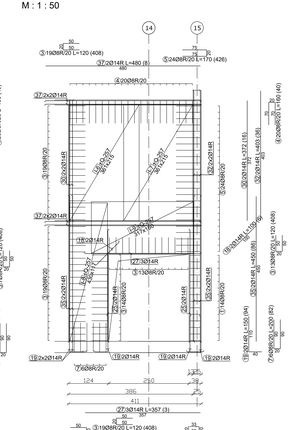

ARMATURA ZIDU V OSI 1-3/C
Dz = 25 CM, kom : 1
M : 1 : 50

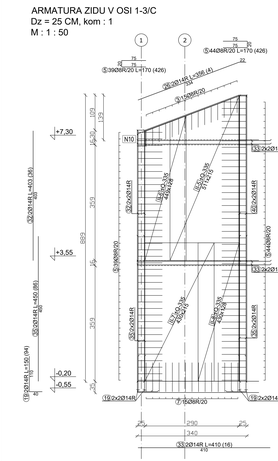

ARMATURA ZIDU V OSI 1-3/F
Dz = 25 CM, kom : 1
M : 1 : 50

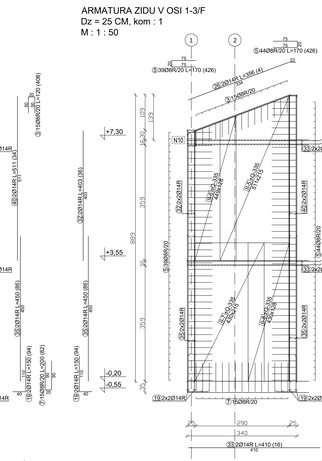

ARMATURA ZIDU V OSI 2/C-F
Dz = 25 CM, kom : 1
M : 1 : 50

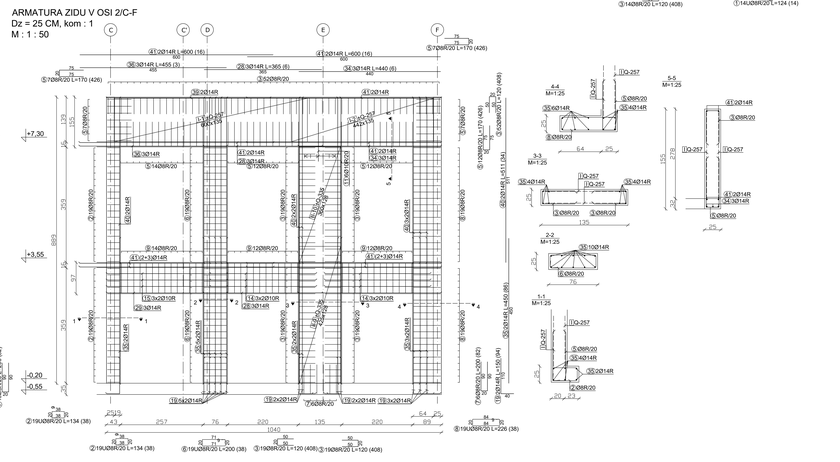

Palice - specifikacija

ozn	oblika in mere [cm]	Ø	lg [m]	n [kom]	lgn [m]
	DSO BLOKE - OBJEKT A1 - AB ZIDOVI OBJEKTA (1 kos)				
1		8	1.24	14	17.36
2		8	1.34	38	50.92
3		8	1.20	408	489.60
4		8	1.60	40	64.00
5		8	1.70	426	724.20
6		8	2.00	38	76.00
7		8	2.00	82	164.00
8		8	2.26	38	85.88
9		8	2.38	38	90.44
10		8	2.78	76	211.28
11		10	1.20	6	7.20
12		10	1.60	6	9.60
13		10	2.00	6	12.00
14	335	10	3.25	12	39.00
15	370	10	3.70	6	22.20
16	372	10	3.72	12	44.64
17	450	10	4.50	12	54.00
18	100	14	1.00	6	6.00
19	110	14	1.50	94	141.00
20	185	14	1.85	16	29.60
21	265	14	2.65	20	53.00
22	280	14	2.80	3	8.40
23	300	14	3.00	10	30.00
24	315	14	3.15	4	12.60
25	345	14	3.45	4	13.80
26	334	14	3.56	4	14.24
27	357	14	3.57	3	10.71
28	368	14	3.65	6	21.90
29	370	14	3.70	3	11.10
30	372	14	3.72	16	59.52
31	373	14	3.73	2	7.46
32	403	14	4.03	36	145.08
33	410	14	4.10	16	65.60
34	440	14	4.40	6	26.40
35	450	14	4.50	86	387.00
36	455	14	4.55	3	13.65
37	480	14	4.80	8	38.40
38	500	14	5.00	8	40.00
39	505	14	5.05	2	10.10
40	511	14	5.11	34	173.74
41	600	14	6.00	16	96.00
42	120	16	1.70	12	20.40
43	403	16	4.03	12	48.36
44	460	16	4.60	12	55.20

Palice - izvleček

Ø [mm]	lgn [m]	Teža enote [kg/m]	Teža [kg]
RA1			
8	1973.66	0.41	807.24
10	188.64	0.65	122.43
14	1415.30	1.28	1771.96
16	123.96	1.64	203.05
Skupaj (RA1)			2904.66
Skupaj			2904.66

Mreže - specifikacija

Pozicija	Ozn.mreže	B [cm]	L [cm]	n	Teža enote [kg/m2]	Skupna teža [kg]
DSO BLOKE - OBJEKT A1 - AB ZIDOVI OBJEKTA (1 kos)						
I-1	Q-257	135	600	2	4.12	66.81
I-2	Q-257	135	442	2	4.12	49.22
I-3	Q-257	179	430	2	4.12	63.43
I-4	Q-257	78	430	2	4.12	27.64
I-5	Q-257	187	241	2	4.12	37.08
I-6	Q-257	215	361	4	4.12	127.73
I-7	Q-257	215	361	4	4.12	127.73
I-8	Q-257	117	430	2	4.12	41.46
I-9	Q-257	160	317	2	4.12	41.96
II-1	Q-335	202	430	2	5.36	93.54
II-2	Q-335	202	401	2	5.36	87.20
II-3	Q-335	170	430	4	5.36	157.44
II-4	Q-335	170	401	4	5.36	146.77
II-5	Q-335	215	511	4	5.36	236.68
II-6	Q-335	126	449	4	5.36	123.80
II-7	Q-335	215	430	4	5.36	199.10
II-8	Q-335	126	430	4	5.36	118.55
II-9	Q-335	126	425	2	5.36	58.54
II-10	Q-335	126	360	2	5.36	49.59
Skupaj						1854.28

Mreže - izvleček

Ozn.mreže	B [cm]	L [cm]	n	Teža enote [kg/m2]	Skupna teža [kg]
Q-257	215	600	18	4.12	956.66
Q-335	215	600	32	5.36	2222.52
Skupaj					3179.18

Mreže - načrt razreza

DSO BLOKE - OBJEKT A1 - AB ZIDOVI OBJEKTA

Q-257 (600 cm x 215 cm)

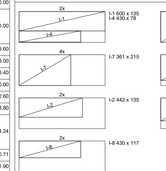

Q-335 (600 cm x 215 cm)

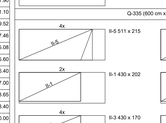

Q-335 (600 cm x 215 cm)

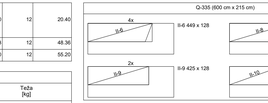

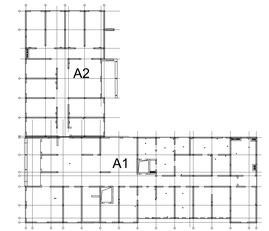

OPOMBA:
-Za izvedo prebojev glej načrte inštalacij.
-Glej tudi ostale risbe armature in načrte arhitekture.

- VSE MERE IN KOM ARMATURE KONTROLIRATI NA GRADBIŠČU IN JIH PO POTREBI USTREZNO KORIGIRATI, PRED NAROČILOM ARMATURE !!!

BETON - C25/30 ZAŠČITNI SLOJ BETONA 2,5CM
ARMATURA - S500

ARMATURA AB ZIDOV
-OBJEKT A1
M : 1 : 50

PIRING
Projektiranje, tehnično svetovanje
Tobisjaka 5, 1000 Ljubljana
tel.: 051 687 791 e-mail: info@piring.si

Naročnik: DSO GROSUPLJE
Ob Grosupeljščici 28
1290 Grosuplje

Objekt:	DSO Bloke	Faza:	PZI
Opis:	Objekt A1 - Armaturni načrt AB zidov objeka	Projekt št.:	DSOB - 24
		Načrt št.:	DSOB - 24 GK
Vodja projekta:	Miloš Jarhič u.d.i.a. ZAPS A 1237	Datum:	Marec 2024
Pooblaščeni inženir:	Vojko Pirjevec u.d.i.g. IZS G - 1613	Merilo:	1 : 50
Odgovoral:	Borut Selak i.g.	List:	A1-03